



US00D843739S

(12) **United States Design Patent**
Carlson

(10) **Patent No.:** **US D843,739 S**

(45) **Date of Patent:** **** Mar. 26, 2019**

(54) **HANGER**

(71) Applicant: **Isaac D. Carlson**, Colfax, WI (US)

(72) Inventor: **Isaac D. Carlson**, Colfax, WI (US)

(**) Term: **15 Years**

(21) Appl. No.: **29/593,969**

(22) Filed: **Feb. 14, 2017**

(51) **LOC (11) Cl.** **06-08**

(52) **U.S. Cl.**
USPC **D6/317; D6/327**

(58) **Field of Classification Search**
USPC D6/315, 317, 323, 327; D8/367, 370,
D8/371, 372, 373, 380
CPC A47G 25/14; A47G 25/28; A47G 25/26;
A47G 25/30; A47G 25/36; A47G 25/50;
A47G 25/442; A47G 25/483; A47G
25/743; A47G 25/4023; A47F 5/0006
See application file for complete search history.

4,177,841	A	*	12/1979	Meckstroth	A47G 25/30	140/81.5
D272,231	S	*	1/1984	Black, Jr.	D8/349	
D276,977	S	*	1/1985	Gunnells	D8/373	
D285,264	S	*	8/1986	Miale	D6/317	
D330,157	S	*	10/1992	Peters	D6/315	
D345,096	S	*	3/1994	Shapiro	D8/370	
D354,079	S	*	1/1995	Shapiro	D30/133	
D362,553	S	*	9/1995	Hoepfner	D6/327	
D381,815	S	*	8/1997	Louw	D6/317	
D384,566	S	*	10/1997	Dickhaus	D8/107	
6,006,964	A	*	12/1999	White	A47G 25/24	223/85
D427,505	S	*	7/2000	Laga	D8/367	
D458,116	S	*	6/2002	Roethler	D8/367	
D498,596	S	*	11/2004	Cortez	D6/319	
D514,319	S	*	2/2006	King	D3/328	
D604,517	S	*	11/2009	Scott	D6/317	
D668,529	S	*	10/2012	Harris	D8/370	
D689,969	S	*	9/2013	Glaser	D21/754	

(Continued)

Primary Examiner — Lauren R Calve
 (74) *Attorney, Agent, or Firm* — Jonathan M. Rixen;
 Lemaire Patent Law Firm, P.L.L.C.

(56) **References Cited**

U.S. PATENT DOCUMENTS

D32,777	S	*	6/1900	Annis	223/95
D76,341	S	*	9/1928	Campbell	223/95
2,191,714	A	*	2/1940	Gustin	A47G 25/24
					211/119
D183,640	S	*	9/1958	Van Dusen	211/113
2,994,462	A	*	8/1961	Hirsch	A47G 25/743
					223/85
3,013,706	A	*	12/1961	Morton	A47G 25/52
					223/96
D195,018	S	*	4/1963	McClelland	223/95
D205,567	S	*	8/1966	Chambers	D6/317
3,276,645	A	*	10/1966	Buzzelli	A47G 25/24
					223/95
3,343,734	A	*	9/1967	Merriman	A47G 25/487
					223/96
D222,709	S	*	12/1971	Conger	D6/327

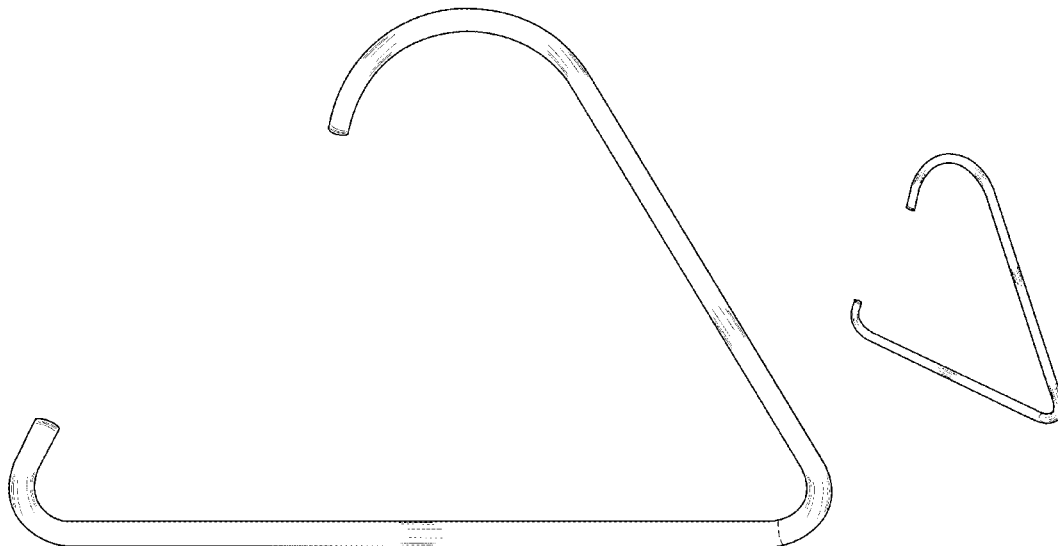
(57) **CLAIM**

The ornamental design for a hanger, as shown and described.

DESCRIPTION

FIG. 1 is a first side view of a hanger showing the new design;
 FIG. 2 is a second side view thereof;
 FIG. 3 is a front view thereof;
 FIG. 4 is a top view thereof; and,
 FIG. 5 is a perspective view thereof.
 In FIGS. 1-5, the relatively thin shade lines on the surface portions indicate contour, and not surface decoration. The broken lines are for the purpose of illustrating portions of the hanger that are not part of the claimed design.

1 Claim, 2 Drawing Sheets



(56)

References Cited

U.S. PATENT DOCUMENTS

D741,160 S * 10/2015 Hendricks D8/394
D818,278 S * 5/2018 Kershaw D6/317

* cited by examiner

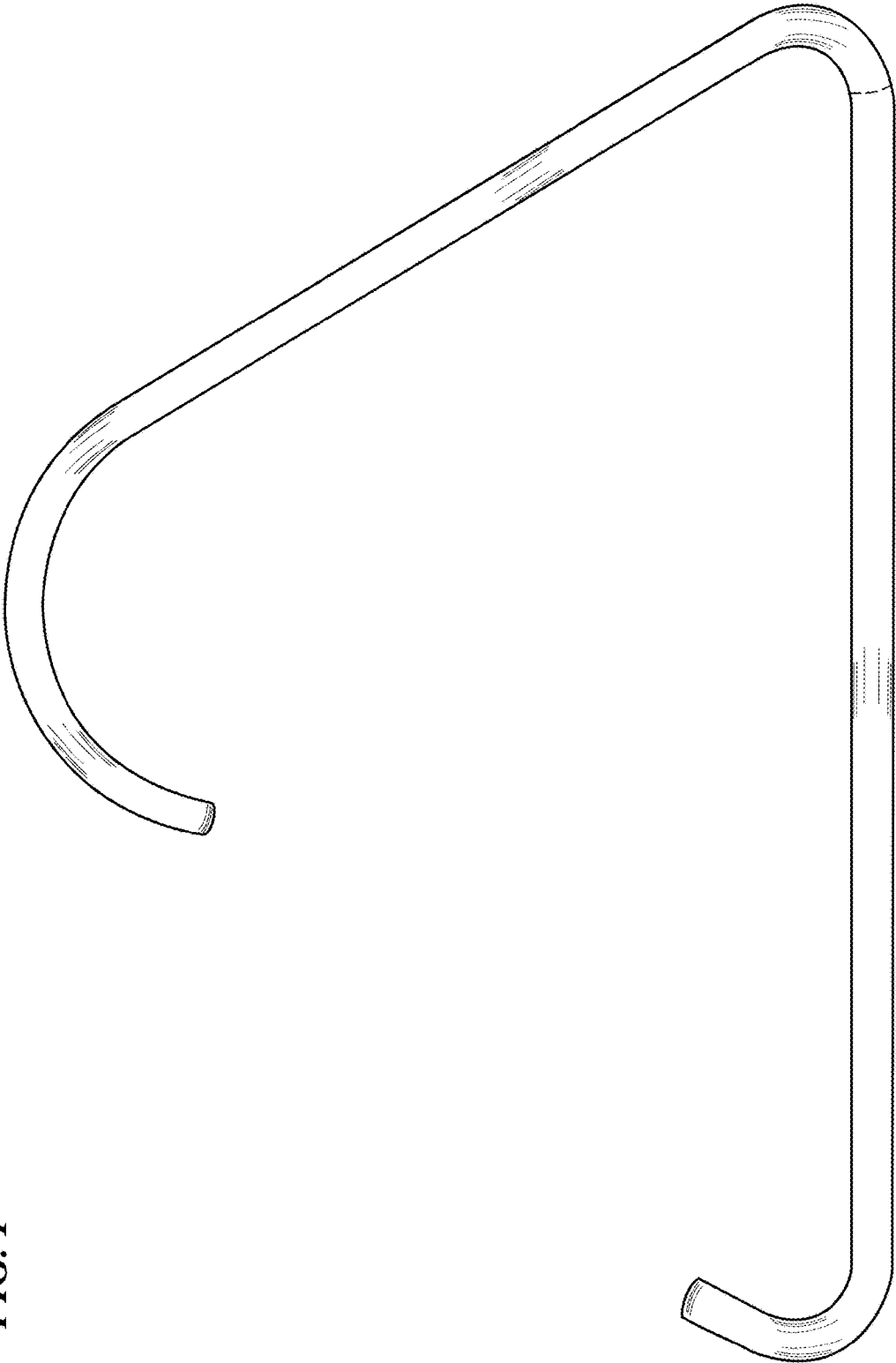


FIG. 1

FIG. 3



FIG. 2

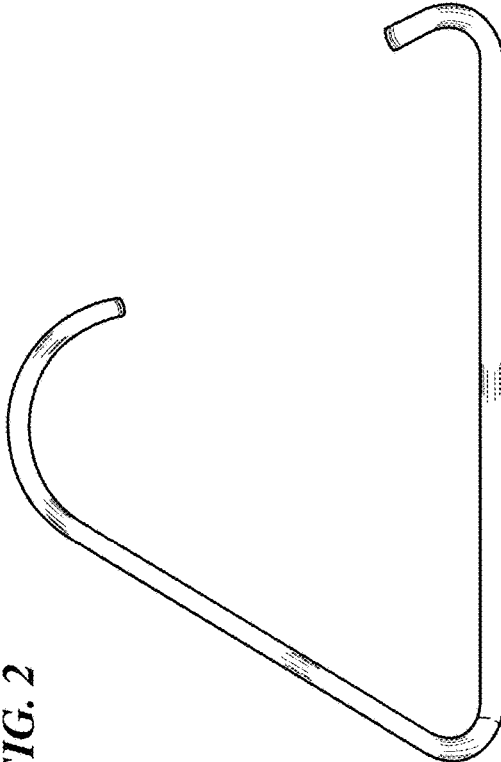


FIG. 5

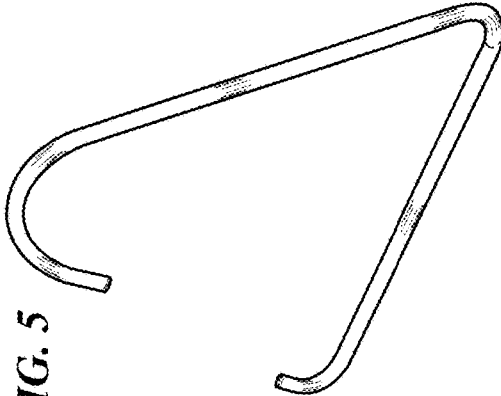


FIG. 4

